

FABRICATED BASKET STRAINERS

2" - 10" | ANSI CLASS 150, 300

LARGER SIZES AVAILABLE

Fabricated Basket strainers are required when an off-the-shelf solution will not meet your exact piping requirements. All of our Fabricated Strainers are made right here in the USA, at our state-of-the-art facility in the southeastern part of North Carolina.

4" Fabricated Basket Strainer with Quick Open Cover shown

All pictures shown are for illustrative purposes only. Actual product may vary due to product enhancement.

Sizes 2" - 48" Available

MODELS

- FB 20 Series - 150 Class
- FB 30 Series - 300 Class

MATERIALS:

- Carbon Steel • Stainless Steel
- Other Alloys

OPTIONS



- Gauge Taps
- Vent/drains - (Standard)
- Back Flush Valves
- Semi-Automatic
- Pressure Gauges
- DP Gauge Switch
- Support Legs

CUSTOM COVER SOLUTIONS INCLUDING DAVITS & HINGED COVER



HINGED



DAVIT



BOLTED



ANSI CLASSES

ANSI Class 150 up to high pressure 900 class



STRAINING ELEMENTS

Customize to fit your requirements
Heavy Duty Baskets, Wedge Wire, & Multi Basket Designs



END CONNECTIONS

Flanged, Raised Face, RTJ, Butt Weld, Socket Weld, Threaded



SANITARY

Sanitary Application Designs for food/pharmaceutical processing



TEMPERATURE CONTROL

Steam Jacket casing for set temperature control



UNIQUE PROJECTS

Rotated and Offset Nozzles to fit into your applications



2" - 10"

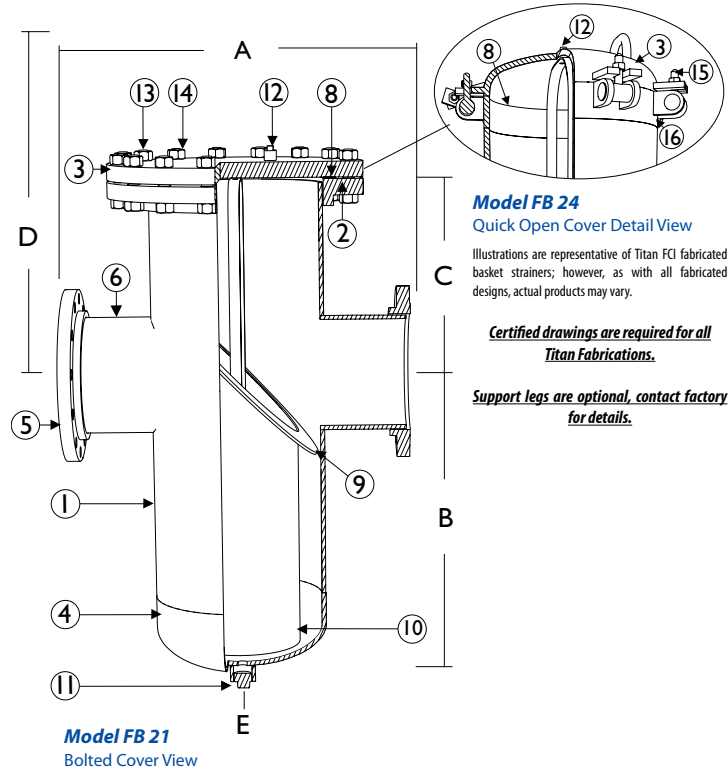
**FB 20 & FB 30 Series
Basket Strainer
(Single Basket)**

ANSI Class
150, 300

BILL OF MATERIALS ⁽¹⁾
FB 20 & FB 30 Series (Single Basket)

Part	FB 20 & FB 30 Carbon Steel	FB 20 & FB 30 Stainless Steel
1 Body	Carbon Steel A106 Gr.B	Stainless Steel SA312 Type 316
2 Body Flange	Carbon Steel A105	Stainless Steel SA182 Type 316
3 Cover	Bolted: Carbon Steel A105 Quick-Open: Carbon Steel A516 Gr. 70	Bolted: Stainless Steel SA182 Type 316 Quick-Open: Stainless Steel Type 316
4 Pipe Cap	Carbon Steel A234 Gr.WPB	Stainless Steel SA403 Type 316
5 Inlet/Outlet Flange	Carbon Steel A105	Stainless Steel SA182 Type 316
6 Nozzle Inlet/Outlet	Carbon Steel A106 Gr.B	Stainless Steel SA312 Type 316
7 Lifting Lug ⁽⁴⁾	Carbon Steel	Stainless Steel
8 Gasket/O-Ring ⁽²⁾	Bolted Cover: Spiral Wound Stainless Steel Quick-Open: Buna-N ⁽³⁾	
9 Basket Support	Carbon Steel A36 or A516-70	Stainless Steel A240 316
10 Straining Element ⁽²⁾	T304 SS	T304 SS
11 Drain	Carbon Steel A105	Stainless Steel SA182 Type 316
12 Vent with Plug ⁽⁵⁾	Carbon Steel A105	Stainless Steel SA182 Type 316
13 Studs	Carbon Steel A193 B7	Stainless Steel A193 B8 M
14 Nuts	Carbon Steel A194 2H	Stainless Steel A194 Gr.8
15 T-Bolt	Carbon Steel A325	Stainless Steel
16 T-Bolt Closure	Carbon Steel	Stainless Steel Type 316

1. Bill of Materials represents standard materials. Equivalent or better materials may be substituted at the manufacturer's discretion.
2. Titan recommends keeping spare parts on hand.
3. Buna-N is standard for applications below 250° F. Viton is standard for applications above 250° F.
4. Lifting lug not shown.
5. 1/2" NPT is standard.



FB 20 & FB 30 Series Basket Strainer Dimensions: 2" - 10"⁽⁴⁾ | ANSI CLASS 150, 300

DIMENSIONS AND WEIGHTS ⁽¹⁾

	in	2	2 1/2	3	4	5	6	8	10
	mm	50	65	80	100	125	150	200	250
A - Face to Face ⁽²⁾⁽⁶⁾ FB 21, FB 24, FB 31, FB 34	in	18.00	C/F	20.00	24.00	C/F	28.00	30.00	32.00
	mm	457	C/F	508	610	C/F	711	762	813
B - Center to Bottom ⁽⁵⁾	in	10.00	C/F	12.00	16.00	C/F	21.00	30.00	36.00
	mm	254	C/F	305	406	C/F	533	762	914
C - Center to Top ⁽³⁾	in	8.00	C/F	10.00	11.00	C/F	12.00	14.00	18.00
	mm	203	C/F	254	279	C/F	305	356	457
D - Screen Removal	in	24.00	C/F	30.00	35.00	C/F	41.00	53.00	66.00
	mm	610	C/F	762	889	C/F	1041	1346	1676
E - NPT	in	.75	C/F	.75	1.00	C/F	1.00	1.50	1.50
	mm	19	C/F	19	25	C/F	25	38	38
Approx. Weight: FB 21 Bolted (ANSI 150)	lb	115.00	C/F	125.00	220.00	C/F	350.00	520.00	700.00
	kg	52	C/F	57	100	C/F	159	236	318
Approx. Weight: FB 24 Quick Open (ANSI 150)	lb	100.00	C/F	110.00	190.00	C/F	300.00	450.00	580.00
	kg	45	C/F	50	86	C/F	136	204	263
Approx. Weight: FB 31 Bolted (ANSI 300)	lb	200.00	C/F	210.00	325.00	C/F	550	830.00	1325.00
	kg	91	C/F	95	147	C/F	250	377	601
Approx. Weight: FB 34 Quick Open (ANSI 300)	lb	158.00	C/F	178.00	255.00	C/F	425.00	655.00	1025.00
	kg	71	C/F	81	116	C/F	193	297	465

1. Dimensions and weights of the FB 21, FB 24, FB 31, FB 34 are provided for reference only. Certified drawings are required for all Titan Fabrications.
2. Face to face values have a tolerance of ±0.06 in (±2.0 mm) for sizes 10" and lower and a tolerance of ±0.12 in (±3.0 mm) for sizes 12" and larger.
3. Centerline dimension is from the top of body flange. Does not include cover. Quick open cover dimension is to the top of body housing.

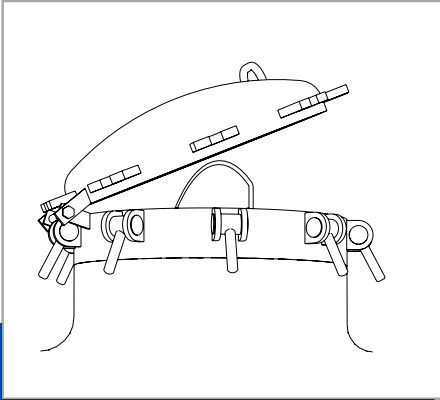
4. Larger sizes are available. Please consult page 7 of catalog.
5. Centerline to bottom dimension is to bottom of body housing and does not include the NPT plug.
6. Face to face dimension listed are for flanged units only. Please call factory for more information.

Titan FCI's fabricated products are made to each customer's unique specifications. Dimensions, materials, and all other product details referenced in this literature are general in nature. Some options may not be available in all sizes and/or models. Titan FCI reserves the right to make design and specification changes to improve the products without prior notification. **For exact product specifications, please consult the Titan FCI factory and request certified engineering drawings.**

OPTIONS FOR FABRICATED PRODUCTS

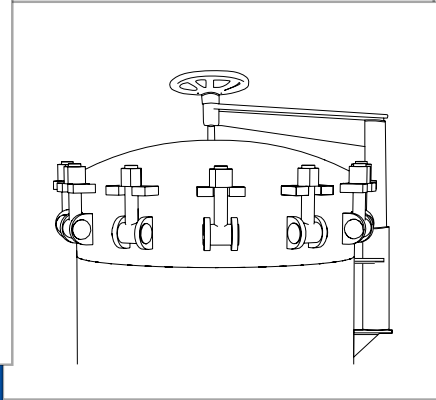
COVER OPTIONS - FABRICATED STRAINERS

Titan Flow Control, Inc. cover options are designed for various strainers types and sizes so that the straining element is accessible for cleaning and maintenance, an important concern especially with large strainers. To make sure that you choose the best cover for your application, ask a Titan Sales Representative or Engineer.



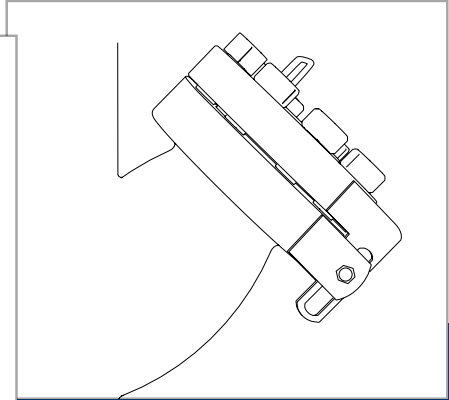
Hinged Cover (T-Bolt)

A **Hinged Cover** is a quick opening cover that is secured with bolts around the outside of the cover. Rotating on its hinge, this cover is easiest to maneuver when it is on a small strainer, in a vertical position, or on the bottom of the strainer.



Davit Cover Assembly

Davit Cover Assemblies mechanically aid in removing and replacing covers that would normally be too large for one operator to adjust unaccompanied. Lift davits also ensure that the cover is properly positioned and aligned with strainer.

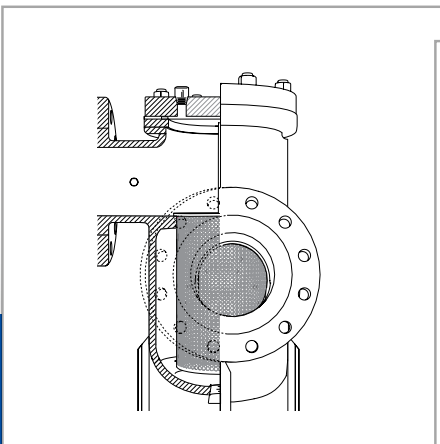


Bolted Slide Hinge Cover

With a **Bolted Slide Hinge Cover**, the cover slides slightly away from the strainer so it has clearance to rotate. Although these covers in small sizes may be removed by a single operator, a lifting eye is available to aid in removal of larger covers.

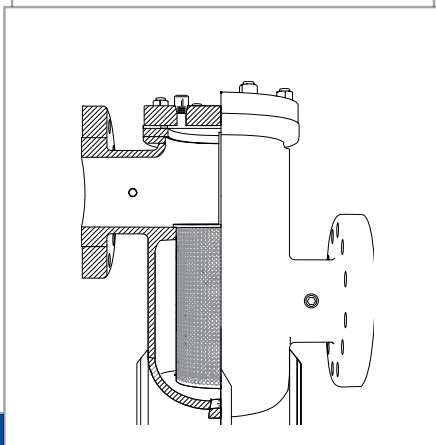
FLOW OPTIONS - FABRICATED STRAINERS

Titan Flow Control, Inc. offers various options for the placement of inlet and outlet nozzles in order to accommodate each unique piping system. Please contact the factory with your needs, questions, and concerns.



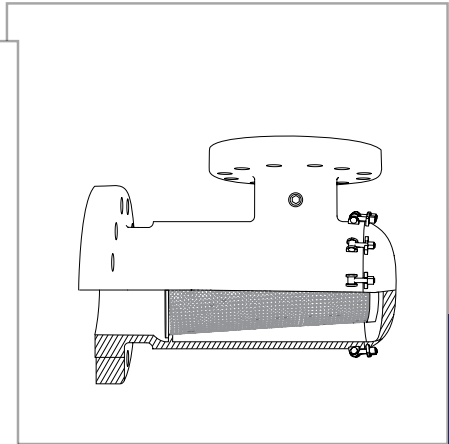
Right Angle Flow

Right Angle Flow fabricated strainers can be placed in a pipeline where it has a 90 degree corner, eliminating the need for a pipeline elbow.



Offset Flow

Offset Flow fabricated strainers can align with pipes at different levels.



Horizontal-Vertical Flow

Horizontal-Vertical Flow fabricated strainers accommodate piping systems in which the flow changes from horizontal to vertical.