

Monarch Group - Filters, Strainers & Pipeline Equipment  
Australia - [www.monarchindustrial.com.au](http://www.monarchindustrial.com.au)  
Thailand - [www.psftailand.com](http://www.psftailand.com)

## Automatic Self-Cleaning Strainers

# 2596 Series

Continuous  
flow, simplified  
maintenance,  
and worry-free  
operation



### MODEL 2596 -TYPICAL APPLICATIONS

- Automatic self-cleaning strainers are used to strain fresh, brackish, or salt intake water for plant services such as cooling, process, and fire protection. The strainers allow water to be recycled within the plant, reducing costs.
- Process Industry—Protect heat exchangers, pumps, valves, and spray nozzles.
- Power Industry—Pump seal protection and cooling water.
- Pulp and Paper Industry—Remove and separate bark and chips for recycling and prevent clogging of nozzles.
- Sewage and Water Treatment Plants—Strain secondary effluent prior to discharge and provide clean plant service water.
- Primary Metal Industry—Provide clean water for quenching, descaling, and blast furnace cooling.

The Eaton 2596 Automatic Self-Cleaning Strainer is a motorized strainer designed for the continuous removal of entrained solids from liquid in pipeline systems. This strainer is ideal for applications that demand uninterrupted flow, a major consideration in plant operations.

Eaton Automatic Self-Cleaning Strainers are available in the following pipe sizes, 2" to 8" cast iron or stainless steel, 10" to 16" cast ductile iron only

and 10" to 60" fabricated carbon steel and stainless steel. Custom designs and exotic materials are available upon request. A wide range of screen designs are offered from 1/8" perf to 200 mesh.

They are used for straining cooling water from ponds, lakes or rivers, cooling towers, plant service water, boiler feed water, secondary effluent, irrigation, and municipal water intake for equipment protection.

The determining factors are the level of solids content and the ability to handle the backwash discharge flow. They are a worthwhile investment when loading is high or upset conditions occur.

These strainers also provide worry-free operation. Continuous flow is assured, even while the system is being backwashed, providing uninterrupted protection for nozzles, pumps, valves, heat exchangers, and other process equipment.

Frequent cleaning and servicing of manual strainers is costly, and if not properly done, serious disruptions to the entire piping system can occur. Eaton Automatic Self-Cleaning Strainers will significantly reduce these maintenance costs. They are ideal replacements for either simplex or duplex manual strainers.

# EATON

*Powering Business Worldwide*

# Model 2596 Automatic Self-Cleaning Strainers

## MODEL 2596 FEATURES / BENEFITS

- **Quality Construction:** Eaton Automatic Self-Cleaning Strainers are designed and constructed in accordance with ASME Section VIII, Division 1. ASME Code Stamp is available. Seismic qualification is also available.
- **idL™ Seal:** The unique Eaton idL Shaft Seal prevents troublesome leakage. This special quad seal means that the strainer always stays dry and clean in service with no process media leaking down the sides of the strainer.
- **Ease of Maintenance:** Unitized modular assembly—the motor, gear reducer, cover, and complete internal operating mechanism lift off as a unit, making all components easily accessible. This greatly simplifies maintenance and reduces costs.
- **Low Backwash Fluid Requirements:** Only a small portion of system flow is used during backwash due to the efficient hydraulic design.
- **Choice of Screen Elements:** DuraWedge®, Perforated, or Mesh elements.
- **Minimal Power Consumption:** 1/4 HP drive motor in 2" through 16", 1/3 HP in 18" through 24", 1/2 HP in 30", 1 HP in 36" through 42", and 2 HP in 48".
- **No Bypass of Contaminants:** 2" to 8" element caps are epoxy sealed to screen media. O-ring seals on body cover prevent bypass around element. 10" to 60" element caps are epoxy sealed to screen media. A machined cover and body provide metal-to-metal sealing and prevents bypass around the element. For those elements whose retention is below 300 micron (60 mesh) an elastomer seal is provided on top and bottom of the element.
- **Cover Seat Design:** O-ring permits resealing without time-consuming gasket replacements and adjustment.
- **Manual Operation if Required:** Utilizing extended shaft.

## MODEL 2596 APPLICATION CONSIDERATIONS

For coarse straining applications, such as raw water intakes from lakes, ponds, and streams, the convoluted perforated elements will perform well and offer the most economical unit pricing.

On applications in which pre-screening of the fluid has been performed, but finer filtering of the fluids is desired, the sinter-bonded mesh element may be selected.

On applications in which the fluid being strained encounters fibrous materials, the DuraWedge element will minimize the impact of the fibers stapling to the screen.

**Debris:** Cleaning the straining element is accomplished by using the pressure differential between line pressure and atmosphere. During the cleaning cycle, when the backwash valve is opened to atmosphere, a portion of the strained fluid reverses flow back across the isolated section of element, lifts off the debris, and ejects it out of the strainer.

Sticky or greasy debris are more difficult to backwash and may require longer backwash cycle durations. Sand, dirt, and pipe scale should backwash easily. The quantity of debris coming into the strainer also can be a problem. Ensure that the volume of the suspended solids does not exceed 200 ppm or 0.02 percent. If the application requires heavier loading consult Eaton.

**Backwash Requirements:** The quantity of fluid required to clean a straining element is dependent upon the type and quantity of debris. Under normal conditions, approximately five percent of the line flow will be used for cleaning of the straining element during the cleaning cycle. To minimize the loss of fluid through the backwash, it is recommended that a manual throttling valve be added downstream of the automated valve.

### Pressure and Temperature

- Cast Iron and Ductile Iron are rated at 150 psi @ 150°F.
- Fabricated units are rated at 150 psi @ 150°F. However, other ratings are available, consult Eaton.
- The minimum operating pressure is 20 psi.

### Cenpeller™ Technology

A common problem in many automatic self-cleaning strainers is inefficient backwashing due to debris lodged in the strainer element.

The Model 2596 2" - 8" strainer features a unique vane plate positioned at the inlet of the strainer element where it contacts the process media before it enters the element. The vane causes the incoming liquid to move in a circular motion forcing the debris to lay

up against the surface of the strainer element rather than lodging in the element's openings. Lodged debris can negatively impact the differential pressure across the strainer, resulting in a shut down of the strainer and manual cleaning of the element.

Cenpeller Technology helps prevent this situation and delivers easier and more efficient backwashing.



©2011 Eaton Corporation. All Rights Reserved. All trademarks and registered trademarks are the property of their respective owners. Litho USA. All information and recommendations appearing in this brochure concerning the use of products described herein are based on tests believed to be reliable. However, it is the user's responsibility to determine the suitability for his own use of such products. Since the actual use by others is beyond our control, no guarantee, expressed or implied, is made by Eaton as to the effects of such use or the results to be obtained. Eaton assumes no liability arising out of the use by others of such products. Nor is the information herein to be construed as absolutely complete, since additional information may be necessary or desirable when particular or exceptional conditions or circumstances exist or because of applicable laws or government regulations.

Monarch Group - Filters, Strainers & Pipeline Equipment  
Australia - [www.monarchindustrial.com.au](http://www.monarchindustrial.com.au)  
Thailand - [www.psftailand.com](http://www.psftailand.com)



**EATON**  
Powering Business Worldwide



EF-2596-01  
1-2011

## Automatic Self-Cleaning Strainers

# 2596 10"-60"



Model 2596 20"

*Eaton's Model 2596 Fabricated Automatic Self-Cleaning Pipeline Strainers are available in 10", 12", 14", 16", 18", 20", 24", 30", 36", 48", and 60" sizes. Continuous flow, simplified maintenance, and worry-free operation characterize the Model 2596 across numerous industries.*

### FEATURES / BENEFITS

- Flow rates up to 35,000 gpm (7949 m<sup>3</sup>/hr)
- A broad selection of screen options
- Automatic backwashing for operator-free service and minimal backwash effluent
- Exclusive idL™ Seal for leak free service, available up to 24" only
- Unitized modular assembly for easy maintenance
- Fabricated carbon steel construction

### OPTIONS

- Various grades of stainless steel, copper nickel, monel, and other exotic materials of construction
- ASME Section VIII, Div. 1. code stamp available.
- Flanged, screwed, or socket weld backwash connections
- Internal and external epoxy paint or other coatings, upon request, on all carbon steel components for fresh water service applications
- Custom designs are available upon request

The Eaton Model 2596 Automatic Self-Cleaning Strainer is designed for the continuous removal of entrained solids from liquids in pipeline systems.

With an automated control system monitoring the strainer operation, cleaning is accomplished by an integral backwash system. A small portion of the screen element is isolated and cleaned by reverse flow while the remaining screen area continues to strain—providing uninterrupted flow. This efficient design uses only a small amount of the liquid being strained to carry debris away from the strainer element.

The Model 2596 features the idL™ shaft seal that positively prevents leakage from the backwash shaft at the top of the strainer. This unique quad seal keeps the exterior of the strainer dry and prevents external leakage or weeping of the process media down the sides of the strainer.

To simplify maintenance the Model 2596 features a unitized modular assembly. The motor, gear reducer, and the internal operating mechanism are housed within the strainer cover and lift off as a unit. This makes all components easily accessible and reduces associated maintenance costs.

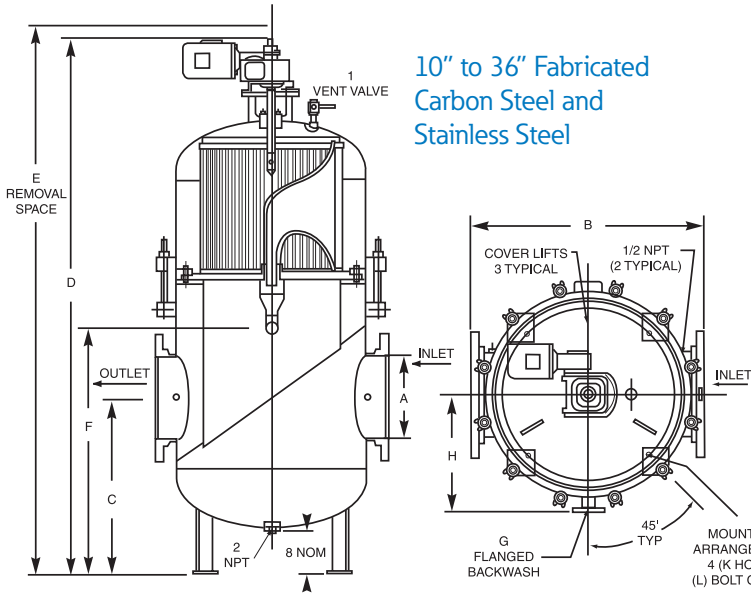


Powering Business Worldwide

Monarch Group - Filters, Strainers & Pipeline Equipment  
Australia - [www.monarchindustrial.com.au](http://www.monarchindustrial.com.au)  
Thailand - [www.psfthailand.com](http://www.psfthailand.com)

# Model 2596 10" to 60" Fabricated Automatic Self-Cleaning Strainers

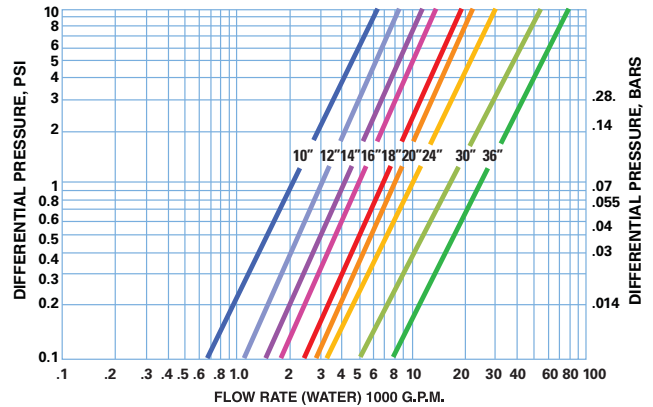
## 10" to 36" Fabricated Carbon Steel and Stainless Steel



Note:  
 K= Diameter Bolt Hole (4) Required 90° Apart  
 L= Diameter Bolt Circle

Dimensions are for reference only. For installation purposes, request certified drawings.

### Model 2596 10" - 36" Flow Rates



Pressure drop data indicates results to be expected with clean water, under normal flows with standard straining media and in clean strainer.

Approximate Dimensions (in)	Approximate Weight (lb)											
	A	B	C	D	E	F	G	H	K	L	Dry	Wet
10"	38	30	88	90	40	2	16	3/4	22 13/100	1,200	2,400	650
12"	42	30	88	90	40	2	18	3/4	26 13/100	1,300	2,700	700
14"	44	32	101	103	46	2	22	7/8	32 13/100	2,000	4,400	850
16"	44	33	101	103	46	2	22	7/8	32 13/100	2,050	4,450	850
18"	50	36	117	120	48	3	23	7/8	34 13/100	3,500	8,300	1,280
20"	54	37	120	123	50	3	25	7/8	38 13/100	3,700	10,000	1,480
24"	54	39	124	127	54	3	25	7/8	38 13/100	3,830	10,160	1,480
30"	64	51	147	151	76	3	30	7/8	48 13/100	5,000	13,400	2,000
36"	84	56	176	182	72	6	37	1 1/8	66	9360	24,735	4,520

48" and 60" can be fabricated upon request, consult Eaton.

### Sizes 10" Thru 60"

#### Application Limits

- Fabricated strainers are designed within the limits of the customer's specifications and design criteria along with any applicable code requirement, i.e. ASME Section VIII Div. 1.

Specific descriptions and construction details illustrated may vary slightly from equipment furnished. We reserve the right to revise or discontinue equipment or design features without notice. We recommend that you review performance and application data with us prior to final design.

©2011 Eaton Corporation. All Rights Reserved. All trademarks and registered trademarks are the property of their respective owners. Litho USA. All information and recommendations appearing in this brochure concerning the use of products described herein are based on tests believed to be reliable. However, it is the user's responsibility to determine the suitability for his own use of such products. Since the actual use by others is beyond our control, no guarantee, expressed or implied, is made by Eaton as to the effects of such use or the results to be obtained. Eaton assumes no liability arising out of the use by others of such products. Nor is the information herein to be construed as absolutely complete, since additional information may be necessary or desirable when particular or exceptional conditions or circumstances exist or because of applicable laws or government regulations.

Monarch Group - Filters, Strainers & Pipeline Equipment  
 Australia - [www.monarchindustrial.com.au](http://www.monarchindustrial.com.au)  
 Thailand - [www.psfthailand.com](http://www.psfthailand.com)



EF-2596-04  
 1-2011

# TECHNICAL INFORMATION

## Model 2596 Automatic Self-Cleaning Strainers

# Revolutionary Arm

### Model 2596 Strainer: How it Works

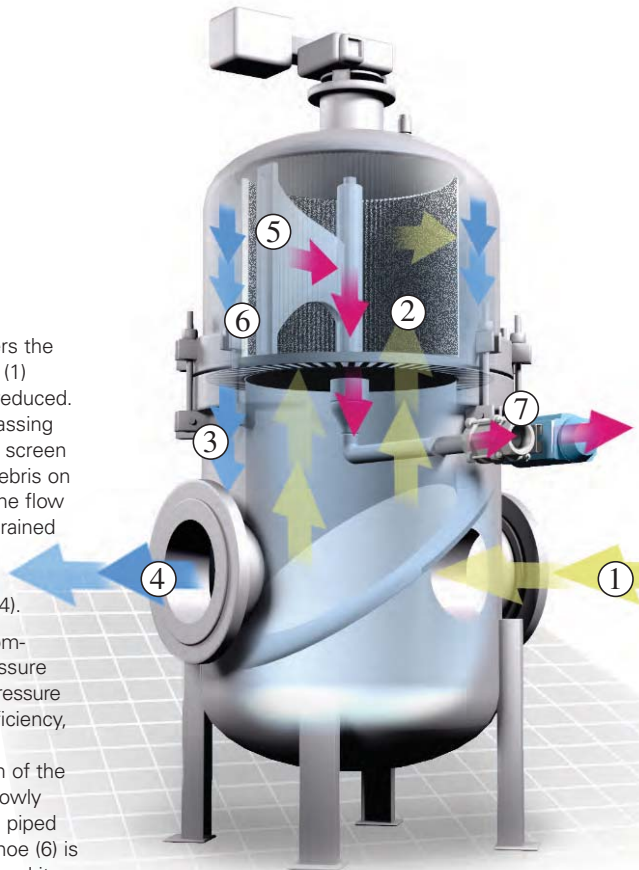
The debris-laden fluid enters the strainer's bottom chamber (1) where the line velocity is reduced. Flow continues upward, passing radially through the sealed screen element, (2) which traps debris on the inside of the screen. The flow is uninterrupted and the strained fluid flows to the outer annulus (3) and exits through the outlet nozzle (4).

Backwash cleaning is accomplished by utilizing the pressure differential between line pressure and atmosphere. A high-efficiency, full flow backwash arm (5) extending the entire length of the screen element, rotates slowly inside of the screen and is piped to atmosphere. The port shoe (6) is in proximity to the screen and its opening is equivalent to the "debris collector" sections created by the convolutions and/or vertical collector bars in the element.

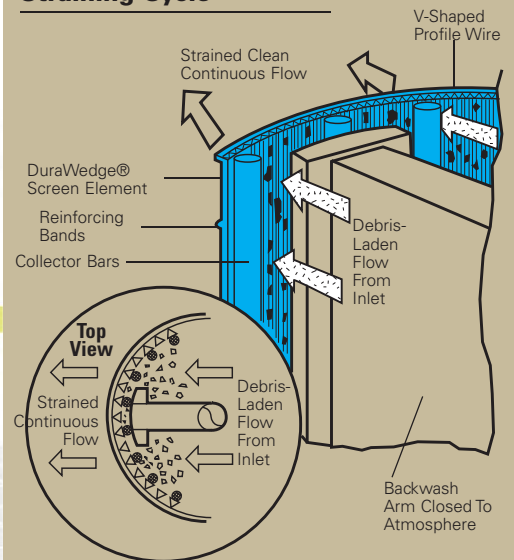
When cleaning is required the automatic backwash valve opens the system to atmosphere, causing a high velocity reverse flow across the isolated section of the screen. Dirt and debris are dislodged from this segment of the screen into the backwash arm and out the strainer through the backwash piping (7). During the backwashing cycle the main flow is uninterrupted and continues to be strained in the normal manner.



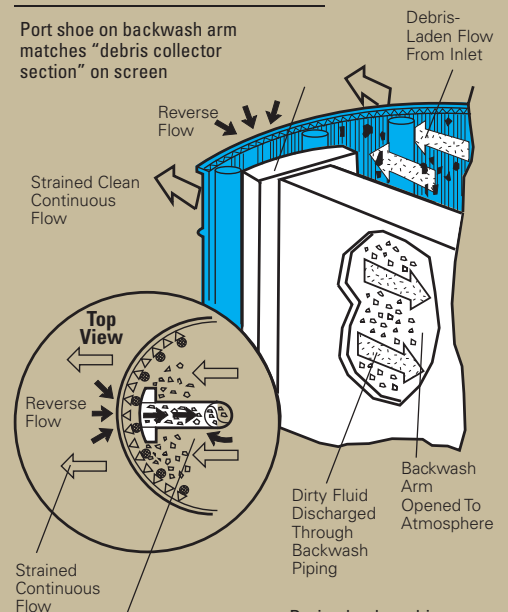
Designed to monitor and operate the backwash cleaning system, Eaton automatic control systems are simple to operate, reliable, and easily maintained. They are set to clean on differential pressure with a timed backup. The design allows field adjustments to suit the demands of the service conditions, ensuring effective cleaning with a minimum use of backwash fluid. Systems are available in automatic intermittent or continuous backwashing modes.



### Straining Cycle



### Backwashing Cycle



Backwash arm rotates around the screen to clean every section over time.

During backwashing, only a small portion of the screen is cleaned at any given time. The majority of the screen continues to screen as normal.

# EATON

Powering Business Worldwide

Monarch Group - Filters, Strainers & Pipeline Equipment  
Australia - [www.monarchindustrial.com.au](http://www.monarchindustrial.com.au)  
Thailand - [www.psfthailand.com](http://www.psfthailand.com)

# TECHNICAL INFORMATION

## Model 2596 Automatic Self-Cleaning Strainers

### Sizes 2" Thru 8" Cast Construction Model 2596 Automatic Self-Cleaning Pipeline Strainers

are available for six different pipeline sizes. The 4"L size is designed for applications where the combination of flow rate and open area requirements may be too great for a standard 4" size. Flow rates up to 1,800 GPM.



### 2596 10" to 16" Cast Metal models provide flow rates up to 6500 GPM.



### 2596 Fabricated models are available in eight different sizes from 10" to 36", 48" and 60" can be fabricated upon request. Custom designs and exotic materials are also available upon request, consult Eaton

models are available in eight different sizes from 10" to 36", 48" and 60" can be fabricated upon request. Custom designs and exotic materials are also available upon request, consult Eaton

### Model 2596 Flow Rate Comparison Chart

I/O Size & Construction	GPM flow rate*
2" cast	50 - 120
3" cast	100 - 260
4"/4L" cast	170 - 450
6" cast	370 - 1000
8" cast	500 - 1800
10" cast	900 - 2800
12" cast	1200 - 4000
14" cast	1600 - 5000
16" cast	2000 - 6500
10" fabricated	900 - 2800
12" fabricated	1200 - 4000
16" fabricated	2000 - 6500
18" fabricated	2500 - 8500
20" fabricated	2900 - 10,200
24" fabricated	3200 - 15,000
30" fabricated	5000 - 24,000
36" fabricated	7800 - 35,000

\* Pressure drop data is approximate and indicates results to be expected with clean water, under normal flows with standard straining media and in clean strainer. For DuraWedge and sinter bonded elements, consult Eaton

©2011 Eaton Corporation. All Rights Reserved. All trademarks and registered trademarks are the property of their respective owners. Litho USA. All information and recommendations appearing in this brochure concerning the use of products described herein are based on tests believed to be reliable. However, it is the user's responsibility to determine the suitability for his own use of such products. Since the actual use by others is beyond our control, no guarantee, expressed or implied, is made by Eaton as to the effects of such use or the results to be obtained. Eaton assumes no liability arising out of the use by others of such products. Nor is the information herein to be construed as absolutely complete, since additional information may be necessary or desirable when particular or exceptional conditions or circumstances exist or because of applicable laws or government regulations.

## Model 2596 Automatic Self-Cleaning Strainers

# Control Systems & Elements

*Eaton Automatic Control Systems (ACS) are specifically designed to monitor and operate the backwash cleaning system of Eaton Automatic Strainers. Simple to operate, reliable, and easily maintained. The design allows field adjustments to suit the demands of the service conditions, ensuring effective cleaning with a minimum use of backwash fluid.*

### STANDARD CONTROL SYSTEM FEATURES

**ACS-1** This system features a NEMA 4 rated (water and dust tight) panel box complete with adjustable timer, differential pressure override, 10 amp control relay for backwash valve activation, display lights to indicate Power On, Backwash Valve Open, and High Differential Pressure. A selector switch is also included to manually control the backwash valve functions of Off-On-Auto. The panel also has contact terminals for a motor starter and an external alarm connection. The panel requires 110 VAC input, UL approval is available as an option. The panel has a differential pressure switch and an electrically actuated ball valve that controls the backwash function.

**ACS-2** This system has all of the features of the ACS-1 and includes a motor starter in addition to the other standard equipment.

**ACS-3** This system has all of the features of the ACS-2 system and includes a 460V/120V step down transformer.

Optional designs to meet specific requirements with special wiring arrangements, panel boxes (NEMA 7, 9), control valves, and air actuation among others, can be furnished.

### MODES OF OPERATION

**The automatic intermittent mode** is adjustable by setting the timer in the panel that controls the frequency of backwashing and the "open" time of the backwash valve. Field adjustments should be made to suit the application. A differential pressure switch to initiate backwashing under high load conditions also can be adjusted.

**The continuous backwashing mode** is recommended where the backwashing fluid can be recycled to its source or when very high solid loadings are encountered.

In both the automatic intermittent and continuous backwashing modes the backwash arm continuously rotates at a low 2-4 RPM.



### COMPONENTS

**Motors** An electric motor and gear box are furnished as part of the strainer. The standard TEFC motor is 120V/220V, Single phase 60 Hz, or 230V/460V Three Phase 60 Hz, at customer option. Other motors are available.

**Differential Pressure Switch** A diaphragm-type differential pressure switch is a standard component in all Control Systems. It compensates for sudden high pressure loading by overriding the time cycle and initiating backwashing. The differential pressure setting as well as a delay time setting can be adjusted. Two psid above the clean reading is the differential setting recommended. A delay timer will continue the cleaning to customer's requirement. The time delay can be adjusted from 0.6 seconds to 24 hours, depending on system's needs.

**Backwash Valve** Electrically actuated (115 VAC/60 Hz) ball valves are also standard in the Control Systems. Materials of construction are suitable for water service. Other materials, valve types and pneumatic actuation are optional.

### Backwash Valve Sizes

Strainer Size	Valve Size
2", 3", 4"	1"
6", 8"	1 1/2"
10", 12", 14", 16"	2"
18", 20", 24", 30"	3"
36"	6"
48", 60"	8"



Powering Business Worldwide

Monarch Group - Filters, Strainers & Pipeline Equipment  
 Australia - [www.monarchindustrial.com.au](http://www.monarchindustrial.com.au)  
 Thailand - [www.psfthailand.com](http://www.psfthailand.com)

# Model 2596 Automatic Self-Cleaning Strainers

Eaton offers a full range of element choices for Automatic Strainers. All are manufactured to the toughest industry standards and are designed for long term use in even the most demanding applications.

## DuraWedge® Element

DuraWedge® is a nonlogging, rugged stainless steel straining element constructed from V-shaped profile wire. Available only from Eaton.



## Convuluted Element

This is a sturdy, economical stainless steel element for general service use. It is ideal in applications where leaves, twigs, and large amounts of miscellaneous debris are encountered. The generous spaces created by the convolutions provide an area for the debris to collect. "Packing" does not occur due to the gradual contoured shape of the convolutions. During backwashing the debris is easily dislodged and carried away through the backwash arm and out of the strainer.



### FEATURES

- Two point contact straining from the "smooth" side prevents plugging or packing of debris and particles.
- Effective dislodging of dirt, debris, and fibers from the element during backwash. This is accomplished by the increased velocity of the reverse flow (during backwash) from the "open side" of the vee.
- Fiber stapling is reduced because of smooth surfaces and the design contour of the profile wire.
- Vertical collector bars form spaces to accumulate debris and dirt, preventing snow plowing of materials by the rotating backwash arm and port shoe.
- No bypass. Elements are sealed.
- Longer service life. All-welded design with circumferential reinforcing bands provides structural integrity.

### FEATURES

- Circumferential reinforcing bands for added resistance to pressure and flexing ensures long service life.
- Cartridge design for easy removal and cleaning.
- Convuluted sections are individually isolated by the port shoe during backwash for increased cleaning efficiency.
- No snow plowing. Convuluted profile provides collection spaces for debris.
- Extended area design offered only by Eaton.
- No bypass.
- Sinter bonded mesh available - An Eaton exclusive.

### DuraWedge Media Selection

Strainer Size	Standard Openings
2", 3", 4", 6", 8"	1/16", 1/32", 0.015"
10", 12", 14", 16"	1/8", 1/16", 1/32", 0.015", 0.009"
18", 20", 24"	3/16", 1/8", 1/16", 1/32", 0.015", 0.009"

### Convuluted Media Selection

Strainer Size	Standard Openings
<b>Convuluted Perf Element</b>	
2", 3", 4", 6", 8"	1/8", 1/16", 1/32"
10", 12", 14", 16"	1/8", 1/16", 1/32"
18", 20", 24"	5/32", 1/8", 1/16"
<b>Convuluted Mesh Element</b>	
All Sizes	20 mesh (0.015") to 200 mesh (0.003")

©2011 Eaton Corporation. All Rights Reserved. All trademarks and registered trademarks are the property of their respective owners. Litho USA. All information and recommendations appearing in this brochure concerning the use of products described herein are based on tests believed to be reliable. However, it is the user's responsibility to determine the suitability for his own use of such products. Since the actual use by others is beyond our control, no guarantee, expressed or implied, is made by Eaton as to the effects of such use or the results to be obtained. Eaton assumes no liability arising out of the use by others of such products. Nor is the information herein to be construed as absolutely complete, since additional information may be necessary or desirable when particular or exceptional conditions or circumstances exist or because of applicable laws or government regulations.

Monarch Group - Filters, Strainers & Pipeline Equipment  
Australia - [www.monarchindustrial.com.au](http://www.monarchindustrial.com.au)  
Thailand - [www.psfthailand.com](http://www.psfthailand.com)



EF-2596-06  
1-2011

# TECHNICAL DATA

## Model 2596 Automatic Self-Cleaning Strainers

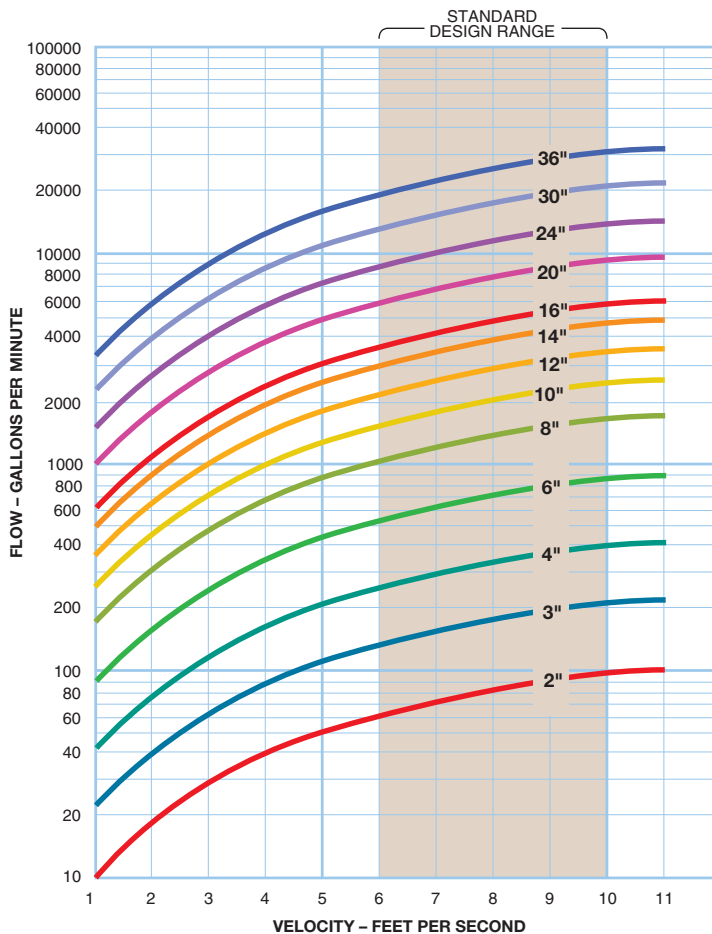
### Basic Sizing Guidelines

1. Ensure that the pipeline flow velocity falls within the standard design range of the strainer.
2. Select the correct screen and opening size, do not make smaller than necessary.
3. The quantity, type, and nature of debris to be removed are considered.
4. The strainer meets the design pressure and temperature requirements of the pipeline.
5. Backwash line should discharge to atmosphere in close proximity to the strainer.

### Standard Design Parameters

1. Self-cleaning strainers have a design flow range where the unit will best perform its two main functions, straining and self-cleaning.
2. Inlet flow velocity to the strainer should be in the 6 to 10 feet per minute range. There may be applications where the operating flow will fall outside the normal design range. When this occurs, please contact Eaton for recommendations.
3. Minimum operating pressure is 20 psi for standard units. Consult Eaton for equipment options when the system pressure is less than 20 psi.
4. Suspended solids should not exceed 200 ppm or 0.02% of volume (see below). For heavier loadings consult Eaton.

### STRAINER SIZING CHART



### SUSPENDED SOLIDS SIZING CHART AND CONVERSION TABLE

PPM	%	Lbs. / 1000 Gal.
10000	1.0	80
8000	.8	60
6000	.6	40
4000	.4	20
2000	.2	10
1000	.1	8
800	.08	6
600	.06	4
400	.04	2
200	.02	1
100	.01	.8
80	.008	.6
60	.006	.4
40	.004	.2
20	.002	.1
10	.001	.08
8	.0008	.06
6	.0006	.04
4	.0004	.02
2	.0002	.01
1.0	.0001	.0083

A shaded green region from 200 PPM down to 1.0 PPM is labeled 'STANDARD DESIGN RANGE' with a double-headed arrow.



Monarch Group - Filters, Strainers & Pipeline Equipment  
 Australia - [www.monarchindustrial.com.au](http://www.monarchindustrial.com.au)  
 Thailand - [www.psfthailand.com](http://www.psfthailand.com)

# TECHNICAL DATA

## Model 2596 Automatic Self-Cleaning Strainers

### VOLUME CONVERSION FACTORS

To convert from one unit to another, locate the starting unit in the left column. Multiply by factor horizontally to the right under desired unit.

To Obtain: Multiply By:	U.S. Gallon	Imperial Gallon	U.S. Pint	U.S. Pound Water	U.S. Cubic Foot	U.S. Cubic Inch	Liter	Cubic Meter
U.S. Gallon	1	0.833	8.0	8.337	0.13368	231.0	3.78533	0.003785
Imperial Gallon	1.2009	1	9.60752	10.0	0.16054	277.42	4.54596	0.004546
U.S. Pint	0.125	0.1041	1	1.042	0.01671	28.875	0.473168	0.000473
U.S. Pound Water	0.11995	0.1	0.9596	1	0.016035	27.708	0.45405	0.00454
U.S. Cubic Foot	7.48052	6.22888	59.8442	62.365	1	1728.0	28.31702	0.028317
U.S. Cubic Inch	0.004329	0.00361	0.034632	0.03609	0.0005787	1	0.016387	0.0000164
Liter	0.2641779	0.2199756	2.113423	2.202	0.0353154	61.02509	1	0.001000
Cubic Meter	264.170	219.969	2113.34	2202	35.31446	61023.38	999.972	1

### PRESSURE CONVERSION FACTOR

To convert from one unit to another, locate the starting unit in the left column. Multiply by factor horizontally to the right under desired unit.

To Obtain: Multiply By:	Pound Sq. In.	Pound Sq. Ft.	Atmosphere	Kilogram Sq. Cm.	Inch Water	Foot Water	Inch Mercury	mm Mercury	Bar
Pounds/Sq. In	1	144.0	0.068046	0.070307	27.7276	2.3106	2.0360	51.7150	0.06895
Pounds/Sq. Ft.	0.0069545	1	0.000473	0.000488	0.1926	0.01605	0.014139	0.35913	0.000479
Atmosphere	14.696	2116.22	1	1.0332	407.484	33.9570	29.921	760.0	1.01325
Kilogram/Sq. Cm.	14.2233	2048.16	0.96784	1	394.27	32.864	28.959	735.558	0.9807
Inch Water	0.03607	5.194	0.002454	0.00254	1	0.08333	0.0734	1.865	0.00249
Foot Water	0.43278	62.3205	0.029449	0.03043	12.0	1	0.8811	22.381	0.02984
Inch Mercury	0.49115	70.726	0.033421	0.03453	13.617	1.1349	1	25.40	0.03386
mm Mercury	0.019337	2.7845	0.0013158	0.0013595	0.5361	0.04468	0.03937	1	0.001333
Bar	14.5038	2088.55	0.98692	1.0197	33.51	402.1	29.53	750.0	1

### STRAINER BASKET OPENING EQUIVALENTS

Mesh	Inches	Millimeters	Microns
200	0.0027	0.0686	68
150	0.0041	0.1041	104
100	0.0065	0.1651	165
80	0.007	0.1778	177
60	0.009	0.2286	228
40	0.015	0.8636	380
20	0.034	0.8636	862

Tighter retentions available, consult Eaton.

### STRAINER BASKET OPENING EQUIVALENTS

Perf	Inches	Millimeters	Microns
1/32	0.033	0.838	838
3/64	0.045	1.143	1143
1/16	0.070	1.778	1776
3/32	0.094	2.387	2387
1/8	0.125	3.175	3175
5/32	0.150	3.810	3810
3/16	0.1875	4.762	4762
1/4	0.250	6.350	6350
3/8	0.375	9.525	9525
1/2	0.500	12.700	12700

### FLOW VELOCITY CONVERSION FACTORS

$$\text{Velocity in Ft./Sec.} = \frac{\text{GPM} \times 0.4085}{\text{ID}^2 \text{ in Inches}}$$

### FLOW CONVERSION FACTORS

M <sup>3</sup> /hr	=	3.671 I.G.M.
I.G.P.M.	=	41.14 Barrels/Day
T.P.H.	=	3.74 I.G.M.
I.G.P.M.	=	1.2 U.S. G.P.M.
I.G.P.M.	=	4.54 Liters/Min
Liter/Min.	=	0.22 I.G.P.M.
U.S. G.P.M.	=	0.833 I.G.P.M.
Barrel	=	35 Imp. Gallons
Barrel	=	42 U.S. Gallons

### VISCOSITY EQUIVALENTS

SSU (Saybolt Seconds Universal)	Centipoise	Engler Degrees 20°C	Redwood Standard
30	1	-	-
50	5	2	44
100	20	3.5	88
200	40	16	175
300	65	30	263
400	85	43	350
500	105	57	440
600	130	72	525
700	150	90	615
800	175	115	700
900	195	132	790
1000	210	150	880
2000	425	350	1750
3000	625	540	2600
4000	860	740	3500
5000	1050	930	4550
6000	1300	1120	5250
7000	1500	1320	6150
8000	1700	1510	7300
9000	1920	-	-
10000	2150	-	-

©2011 Eaton Corporation. All Rights Reserved. All trademarks and registered trademarks are the property of their respective owners. Litho USA. All information and recommendations appearing in this brochure concerning the use of products described herein are based on tests believed to be reliable. However, it is the user's responsibility to determine the suitability for his own use of such products. Since the actual use by others is beyond our control, no guarantee, expressed or implied, is made by Eaton as to the effects of such use or the results to be obtained. Eaton assumes no liability arising out of the use by others of such products. Nor is the information herein to be construed as absolutely complete, since additional information may be necessary or desirable when particular or exceptional conditions or circumstances exist or because of applicable laws or government regulations.

Monarch Group - Filters, Strainers & Pipeline Equipment  
Australia - [www.monarchindustrial.com.au](http://www.monarchindustrial.com.au)  
Thailand - [www.psfthailand.com](http://www.psfthailand.com)

**EATON**  
Powering Business Worldwide



EF-2596-07  
1-2011